

RESEARCH NOTE

**First record and range extension of *Liotina cycloma* Tomlin, 1918 (Gastropoda: Liotiidae) to the Central Indian Ocean**

**Raveendhiran Ravinesh<sup>1\*</sup>, Appukkuttannair B. Kumar<sup>1</sup> & Siong K. Tan<sup>2</sup>**

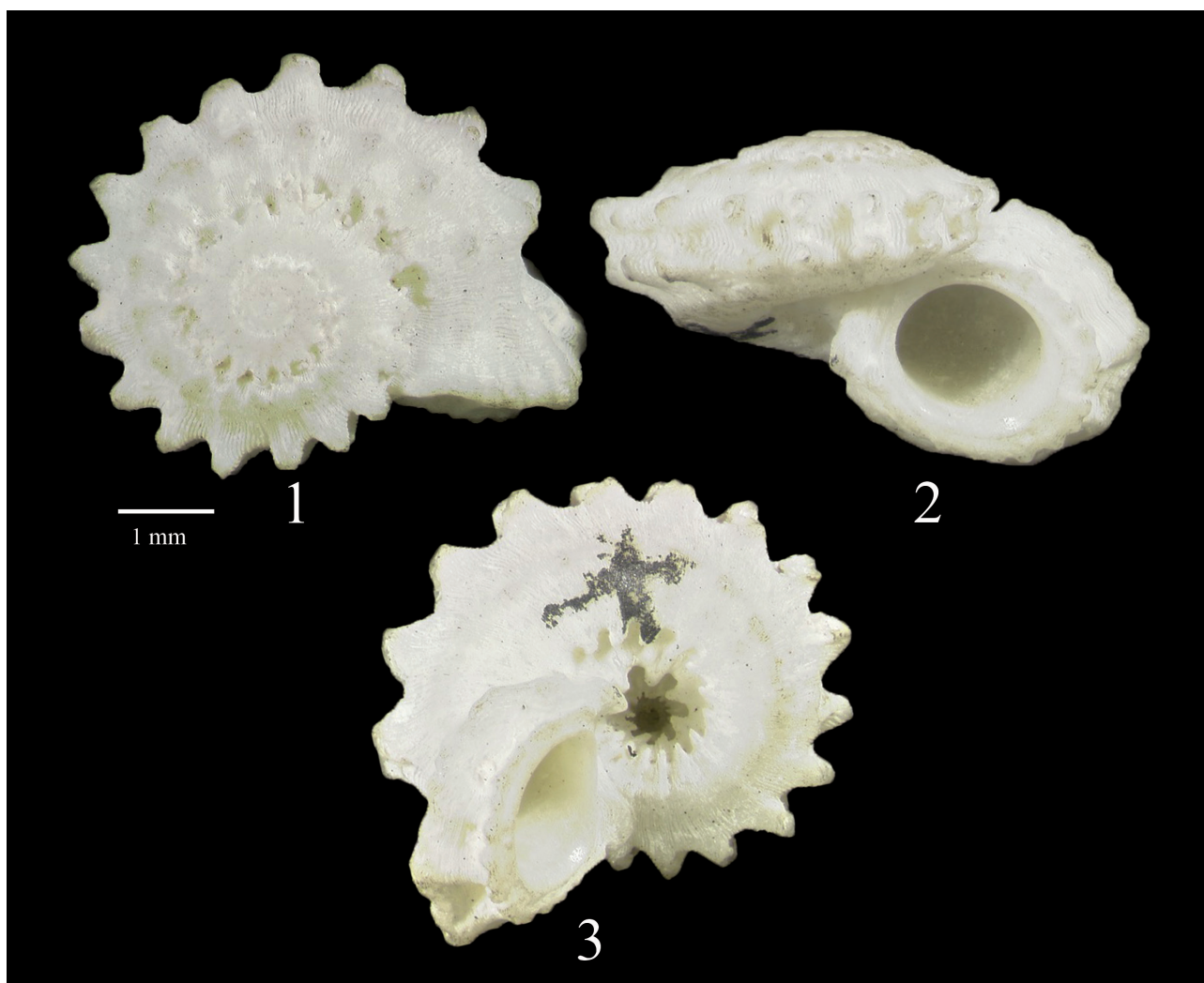
<sup>1</sup> Department of Aquatic Biology and Fisheries, University of Kerala, Kerala, India.

<sup>2</sup> Lee Kong Chian Natural History Museum, National University of Singapore, Singapore.

\*Corresponding author: ravineshr08@gmail.com

**Ravinesh R., Kumar A.B. & Tan S.K.** (2019) First record and range extension of *Liotina cycloma* Tomlin, 1918 (Gastropoda: Liotiidae) to the Central Indian Ocean. *Strombus* 25(1-2): 1-4.


The family Liotiidae Gray, 1850, commonly known as wheel shells, live from the intertidal zone down to deep waters (McLean 2008). Members of the family can be recognised by their small, heavily sculptured disc-shaped shells with chalky periostracum, a large open umbilicus, circular aperture, thickened peristome, and a multispiral operculum with calcareous beads (Pilsbry 1933; McLean 1988, 2008).



**Figures 1–3.** Holotype of *Liotina cycloma* (NMW.1955.158.00966), Oshima, Japan. ©Amgueddfa Cymru – National Museum Wales.

According to MolluscaBase (2018), the family comprises 18 valid genera and the genus *Liotina* contains some 10 valid species, including two fossil forms.

Hitherto three liotiid species have been recorded from India. They are *Globarene cidaris* (Reeve, 1843) and *Liotinaria peronii* (Kiener, 1838), reported from Lakshadweep, Tamil Nadu and Andamans (Apte 1998, 2014; Rao 2003; Ravinesh & Kumar 2015), and *Liotia varicosa* (Reeve, 1843) from the Andaman and Nicobar islands (Rao & Dey 2000). Recently, a fourth species was found while snorkelling at Kavaratti Island (10°32'43.4"N 72°36'57.2"E), Lakshadweep, India, on 23 June 2013. It was attached to the underside of an algae-covered rock at a depth of 2 m. It was collected and identified as *Liotina cycloma* Tomlin, 1918, which is a new record for India. Identification was based on descriptions provided by Tomlin (1918), Ladd (1966), Trew (1984) and Higo *et al.* (2001). It also agrees well with the images of the holotype in the Amgueddfa Cymru – National Museum Wales, United Kingdom (NMW.1955.158.00966; Figures 1–3). The Indian specimen, measuring 9 mm in shell length, 7 mm in shell width and 4 mm in shell height, was deposited in the museum collection of the Department of Aquatic Biology and Fisheries, University of Kerala under the accession number DABFUOK No 180 (Figures 4–6)



Figures 4–6: *Liotina cycloma* (DABFUOK No 180), Kavaratti Island (10°32'43.4"N 72°36'57.2"E), Lakshadweep, India.

Shells of *Liotina cycloma* are solid, discoidal in shape with a depressed spire, and have a smooth protoconch. The shell surface is sculptured with very fine closely spaced axial lamellae. The suture is ornamented with a series of sharp-pointed projections, the one on the shoulder bearing blunt tubercles. The outer lip is strong with a crenulated outer edge and bordered with an additional flaring rim. The aperture is circular and guarded by a strong outstanding varix that extends from the parietal edge into the umbilicus. Small teeth projecting from the edge of the basal axial ribs border the wide and deep umbilicus.

Tomlin (1918) described *Liotina cycloma* based on a specimen from Oshima, Japan, Northwest Pacific. The species was subsequently recorded from the Central Pacific by Ladd (1966), Trew (1984) and Higo *et al.* (2001), but it had not been previously reported from the Indian Ocean so far. Thus, in addition to the present discovery being the first record of the species in India (Figure 7), it is approximately 5000 km away from the previous record (Central Pacific Islands), representing a significant range extension of its distribution to the central Indian Ocean.

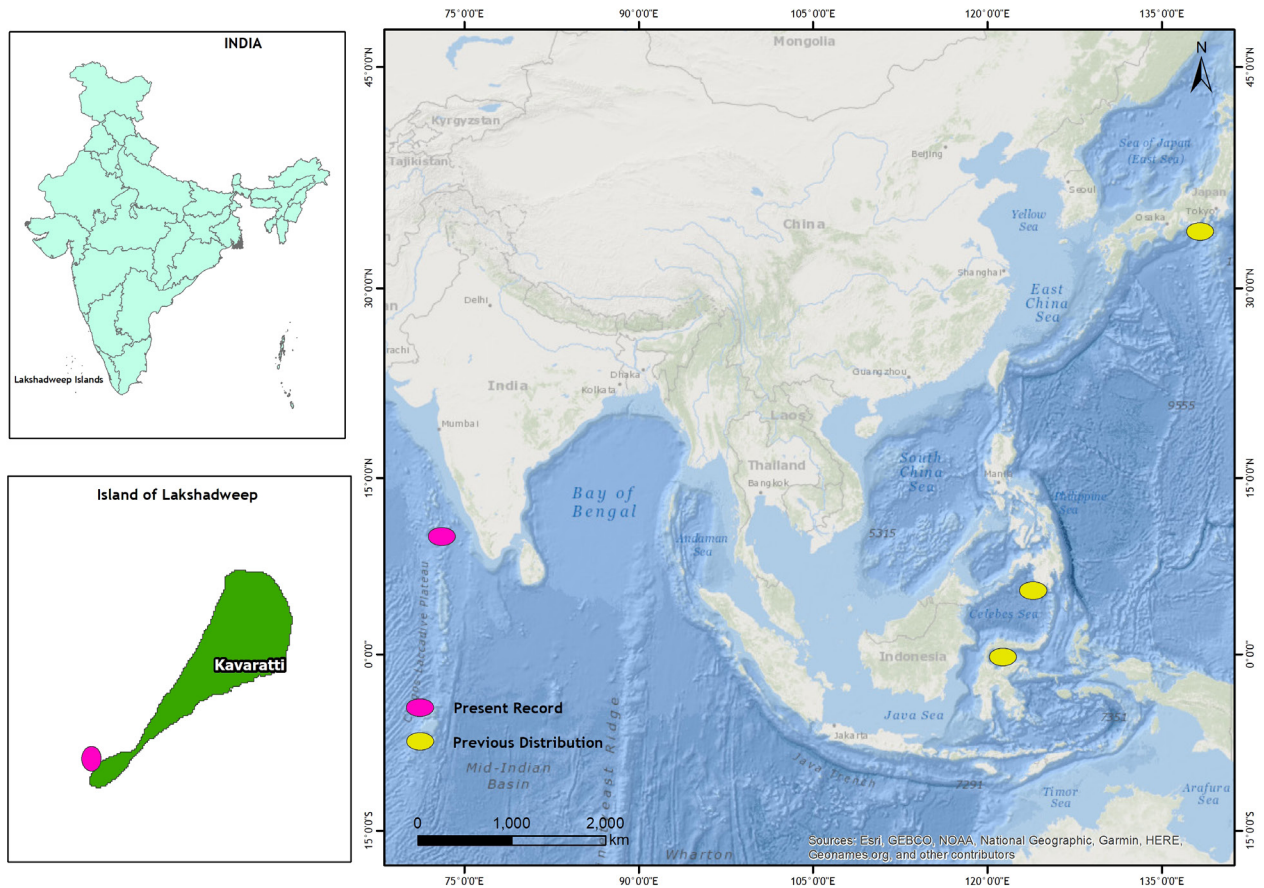


Figure 7. Distribution map of *Liotina cycloma*.

## ACKNOWLEDGMENTS

We are grateful to the Department of Science and Technology and Department of Environment and Forests, Union Territory of Lakshadweep, for the permission to collect the material from the island. R.R. thanks the student research awards offered by the Unitas Malacologica for the PhD programme and the Mohamed bin Zayed Species Conservation Fund for a grant (Project Number 172517389) to support this study. Thanks are also due to Henk Dekker (Naturalis Biodiversity Center, Leiden, Netherlands) for confirming the species identification. We extend our sincere thanks to Harriet Wood (Amgueddfa Cymru – National Museum Wales, United Kingdom) for providing good quality photographs and details of the holotype.

## REFERENCES

- Apte D.A. (1998) *The Book of Indian Shells*. Oxford University Press, Mumbai.  
 Apte D.A. (2014) *Sea Shells of India, an Illustrated Guide to Common Gastropods*. Oxford University Press, New Delhi.



- Gray J.E.** (1850) *Figures of molluscos animals selected from various authors. Etched for the use of students by M. E. Gray, Vol. 4.* Longman, Brown, Green & Longmans, London.
- Higo S., Callomon P., Goto Y.** (2001) *Catalogue and Bibliography of the marine shell-bearing mollusca of Japan. Gastropoda. Bivalvia. Polyplacophora. Scaphopoda.* Elle Scientific Publications, Osaka.
- Ladd H.S.** (1966) Chitons and gastropods (Haliotidae through Adeorbidae) from the western Pacific Islands. *United States Geological Survey Professional Paper* 531: 1–98.
- Kiener L.C.** (1838) *Spécies général et iconographie des coquilles vivantes. Vol. 10. Famille des Turbinacées. Dauphinule (Dephinula, Lam.).* J.B. Baillière, Paris.
- McLean J.H.** (1988) Two new species of Liotiinae (Gastropoda: Turbinidae) from the Philippine Islands. *Veliger* 30(4): 408–411.
- McLean J.H.** (2008) Liotiidae. In: Poppe G.T. (Ed.) *Philippine Marine Mollusks, Vol. 1.* ConchBooks, Hackenheim. Pp. 262–263.
- MolluscaBase.** (2018) *Liotina* Munier-Chalmas, 1885. Available from: <http://marinespecies.org/aphia.php?p=taxdetails&id=413462> (Date of access: 16/iv/2018).
- Munier-Chalmas E.** (1877) Observations sur les algues calcaires appartenant au groupe des Siphonées verticillées (Dasycladées Harv.) et confondues avec les Foraminifères. *Compte Rendu Hebdomadaire des Séances de l'Académie des Sciences* 85: 814–817.
- Pilsbry H.** (1933) Notes on the gastropod genus *Liotia* and its allies. *Proceedings of the Academy of Natural Sciences of Philadelphia* 85: 375–381.
- Rao N.V. & Dey A.** (2000) Catalogue of marine molluscs of Andaman and Nicobar Islands. *Records of the Zoological Survey of India, Occasional Paper* 187: 1–323.
- Ravinesh R. & Kumar A.B.** (2015) A Checklist of the marine molluscs of Lakshadweep, India. *Journal of Aquatic Biology & Fisheries* 3: 15–55.
- Reeve L.A.** (1843) *Conchologia Iconica: or, Illustrations of the Shells of Molluscos Animals. Vol. 1.* Reeve, Brothers, London.
- Tomlin J.R.** (1918) Descriptions of a new *Zebina* and a new *Liotina*. *Journal of Conchology* 15(10): 305.
- Trew A.** (1984) The Melvill-Tomlin Collection. Part 30, Trochacea. *Handlists of the Molluscan Collections in the Department of Zoology, National Museum of Wales* 1: 1–94.